




Right



Front



Left



Rear

INSTALLATION INSTRUCTIONS

For first floor scene, cut out as one piece and fold the end sections forward so that the finished piece stands away from the windows. Tape to the inside walls. Carefully cut out window treatments, and tape to the inside of the clear window parts. You may find this easier to do before the walls are assembled.

